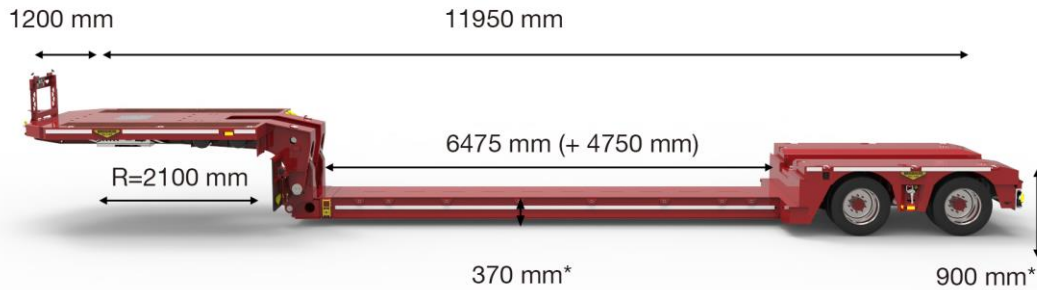


## Trailer specifications

### Dimensions and weights



Weights in kg	Netherlands		Germany		England	
	C & U	Special types	C & U	Special types	C & U	Special types
Maximum fifth wheel load	18000	18000	18000	18000	18000	18000
Maximum bogie load	18000	18000	18000	18000	18000	25000
<b>Gross load capacity</b>	36000	36000	36000	36000	36000	43000
Tare weight, app.	11500	11500	11500	11500	11500	11500
<b>Net load capacity, app.</b>	24500	24500	24500	24500	24500	31500

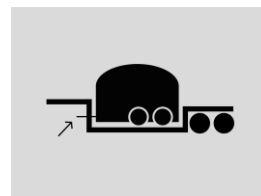
### Your benefits




Premium quality



Low tare weight



Loading trough  
gooseneck



Optional complete  
metalized

## Neck

- Detachable 2-beam neck, height 290 mm and suitable for 18T fifth wheel pressure. 510 mm between the 2 beams to create space for the drawbar of a trailer.
- Front extension 1200 mm. Chamfered corners at front 400x400 mm
- Fifth wheel height 1150 mm
- Neck width 2530 mm
- Rear swing clearance 2100 mm
- Hard wood floor of 28 mm thick
- 2" Kingpin, fitted under a ball bearing turntable. The turntable is connected to two double action hydraulic steering rams. Holder is suitable for mounting a 3,5" kingpin
- 10T certified lashing rings (max. Load 5T) . According NEN12640 TÜV Certificate
- 32 mm holes in the side raves, to use as lashing point
- Divided at the side raves of the neck, dim. 96x66x6mm, suitable for stakes of 81x51mm
- Spare wheel carrier at front of the gooseneck. Suitable for one spare wheel.

## Floor

- The torsion rigid chassis is in the lower deck extendible in increments of approx. 500 mm. Air assisted locking pins are fitted to either side of the main beam and operated by a single two way valve.
- Bed height 370 mm (loaded). Beam height 300 mm
- With a central main beam of high tensile steel
- Split at front side of the bed
- Bed width 950 mm
- All air and service lines are located in an energy chain within the central main beam. Resulting in improved ground clearance and reduced maintenance
- Retaining nuts M24 fitted to the inner beam suitable for 8 T lashing rings.
- Retaining nuts M24 fitted to the outer beam suitable for 8 T lashing rings.

## Axle bogie

- Gigant 12T axles
- Axle quantity: 2
- The bogie is fitted with 13T air suspension and heavy duty airbags for optimum stability
- Broshuis hydraulic steering system, consists of two fully independent circuits.
  - Butterfly section, with adjustable conical bearing, resulting in extremely low maintenance,
  - Adjustable steering rods, to correct axle alignment tracking to compensate for wear during the life of the trailer.
  - Air, electrical and hydraulic service lines are housed inside the central spine(s) in an energy chain

- 2 axles are steered
- Tyre Pressure Monitoring System according ECE R141
- Distance between axles is 1335 mm
- 10T certified lashing rings. According to EN12640, TÜV Certificate
- 32 mm holes in the side raves, to use as lashing point
- Width of loading area 2530 mm
- A raise and lower valve is connected to the air suspension for ease of loading or unloading
- Manual override steering with 3kW electrical pump
- Electrical hydraulic override steering system, to allow the axles to steer independently of the tractor unit, by means of buttons. Full automatic alignment system. Full automatic pre-stressment system up to 32 bar for direct steering response. Additional hydraulische operation under the gooseneck
- Two air line Wabco brake system, EC-approved design with an automatic load sensing device. Spring type chambers fitted to two axles for the hand brake. Incl. EBS
- Tyre brand to choice of Broshuis (Continental, Goodyear or comparable). 245/70 R17.5
- Steel rims, light grey
- A troughs in the centre of the lower deck for an excavator arm, width 724 mm

## Lights

- Lights are complete in LED
- 2 pairs of 3-chambers rear lights and Led side-marker-lights. Conform EU-specifications
- One fog light
- 1 pair of reversing lights
- One rear flashing beacon connection at the rear side
- On each side at the neck and axle bogie a connector fitted with holder for extendible marker board lights
- Connector for over width marker board lights: 3 pin plug

## Accessories

- Spare wheel 1x
- EBS connector
- Connectors at the front: Dual 7 pin SAE plugs
- Air couplings palm type
- A 35mm<sup>2</sup> cable between truck and trailer for the use of any electrical power supply
- 24V power connector NATO
- Mudguard under the light bar
- The chassis is equipped with white reflective tape on sides and red reflective tape on the back

## Paintwork

- Metallized and finished in one colour. (non-metallic)

- After chassis assembly, the support brackets for valves, air tanks and pipe and wiring runs are fitted. The completed chassis is then shot blasted and immediately painted according to the Broshuis 2K paint system. The final fitting of all the components is carried out after the chassis has been through the preservation process
- Supplied Axles are painted black, for better rust prevention